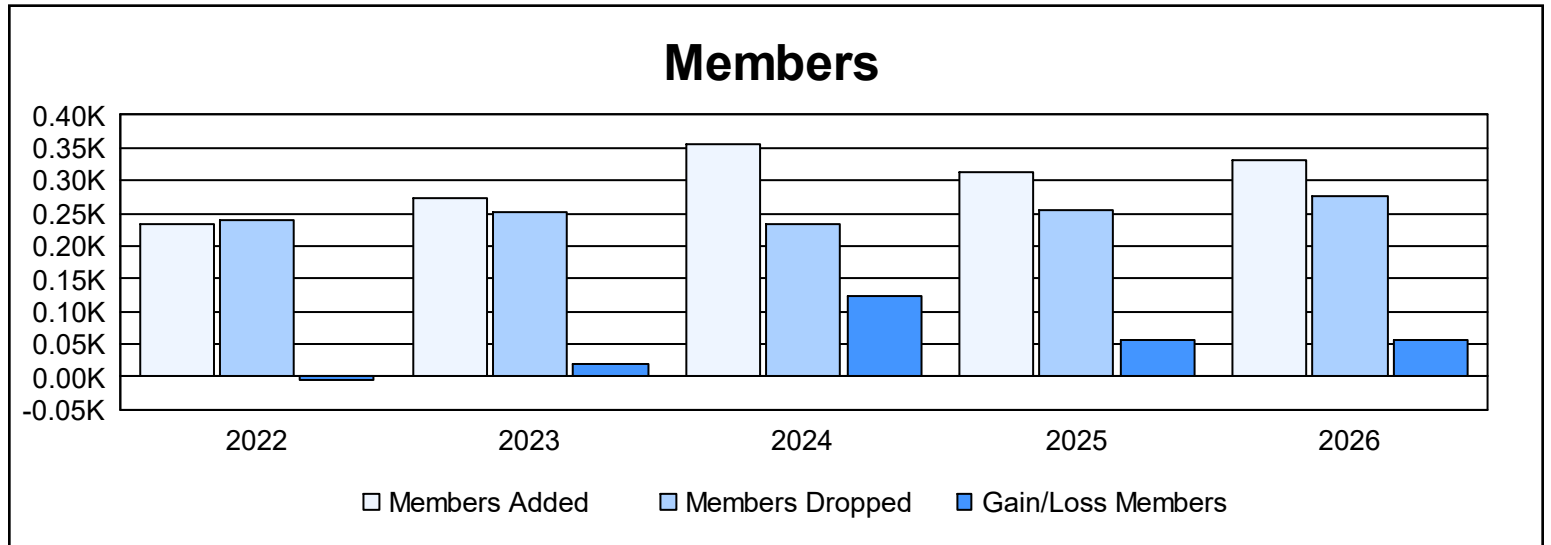
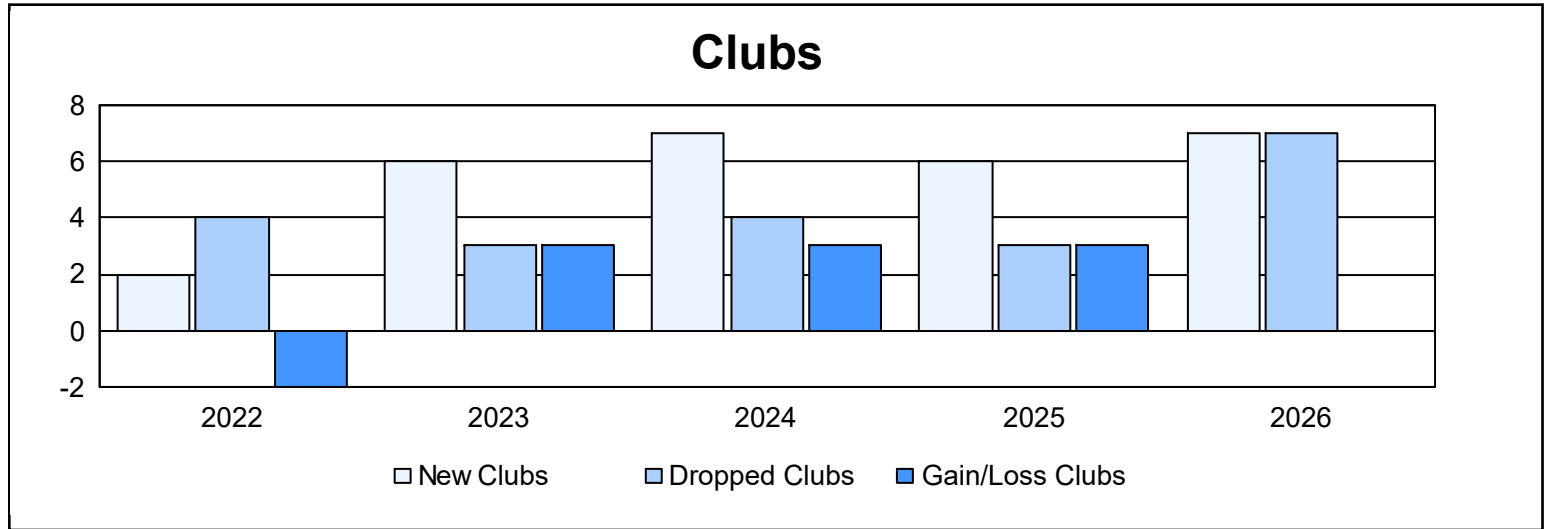
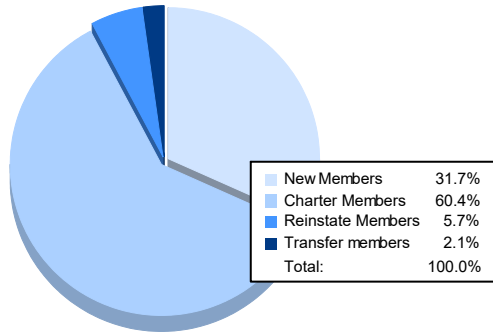


| Year | New Clubs | Dropped Clubs | Gain/ Loss Clubs | New Members | Charter Members | Reinstate Members | Transfer Members | Total Member Added | Total Members Dropped | Gain/ Loss Members |
|----------------|-----------|---------------|------------------|-------------|-----------------|-------------------|------------------|--------------------|-----------------------|--------------------|
| 2021-2022 | 2 | 4 | -2 | 151 | 65 | 7 | 10 | 233 | 239 | -6 |
| 2022-2023 | 6 | 3 | 3 | 111 | 128 | 20 | 13 | 272 | 251 | 21 |
| 2023-2024 | 7 | 4 | 3 | 150 | 192 | 6 | 7 | 355 | 232 | 123 |
| 2024-2025 | 6 | 3 | 3 | 141 | 153 | 8 | 10 | 312 | 256 | 56 |
| 2025-2026 | 7 | 7 | 0 | 105 | 200 | 19 | 7 | 331 | 276 | 55 |
| Average | 6 | 4 | 1 | 132 | 148 | 12 | 9 | 301 | 251 | 50 |



Membership Composition April 2026 Cumulative



Gender Composition April 2026 Cumulative

